

Scaled data based on original data using  
LM-79-08 Approved Method: Electrical and Photometric Measurements of Solid-  
State Lighting Products

Test Report Prepared for  
Cooper Lighting Solutions  
(formerly Eaton)

Brand: McGRAW-EDISON

Report Number: P200155

Luminaire Tested: **GWC-AF-01-LED-E1-SLL-600**

Issue Date: 3/3/2020

**Test Information**

Test Method: LM-79-08  
Report Number: P200155  
TEST IS SCALED FROM IESNA LM-79-08 TEST DATA (P24296)  
Test Lab: INNOVATION CENTER P2  
Issue Date: 3/3/2020  
Manufacturer: COOPER LIGHTING SOLUTIONS (FORMERLY EATON)  
Product Line: MCGRAW-EDISON  
Catalog Number: GWC-AF-01-LED-E1-SLL-600  
Description: GALLEON WALL LUMINAIRE  
(1) 70 CRI, 4000K, 615mA LIGHTSQUARE WITH 16 LEDS EACH AND SPILL LIGHT ELIMINATOR LEFT OPTICS  
Light Source: -  
Ballast/Driver: ELECTRONIC DRIVER

**Summary**

Lumens per Lamp: N/A  
Luminaire Lumens: 3765.5 lumens  
Efficiency: N/A  
Efficacy: 110.7 lumens/watt  
Luminous Opening: Rectangular (W 0.5' x L: 0.5' x H: 0')  
IES Classification: Type IV - Short - Non-Cutoff  
BUG Rating: B1 - U0 - G1

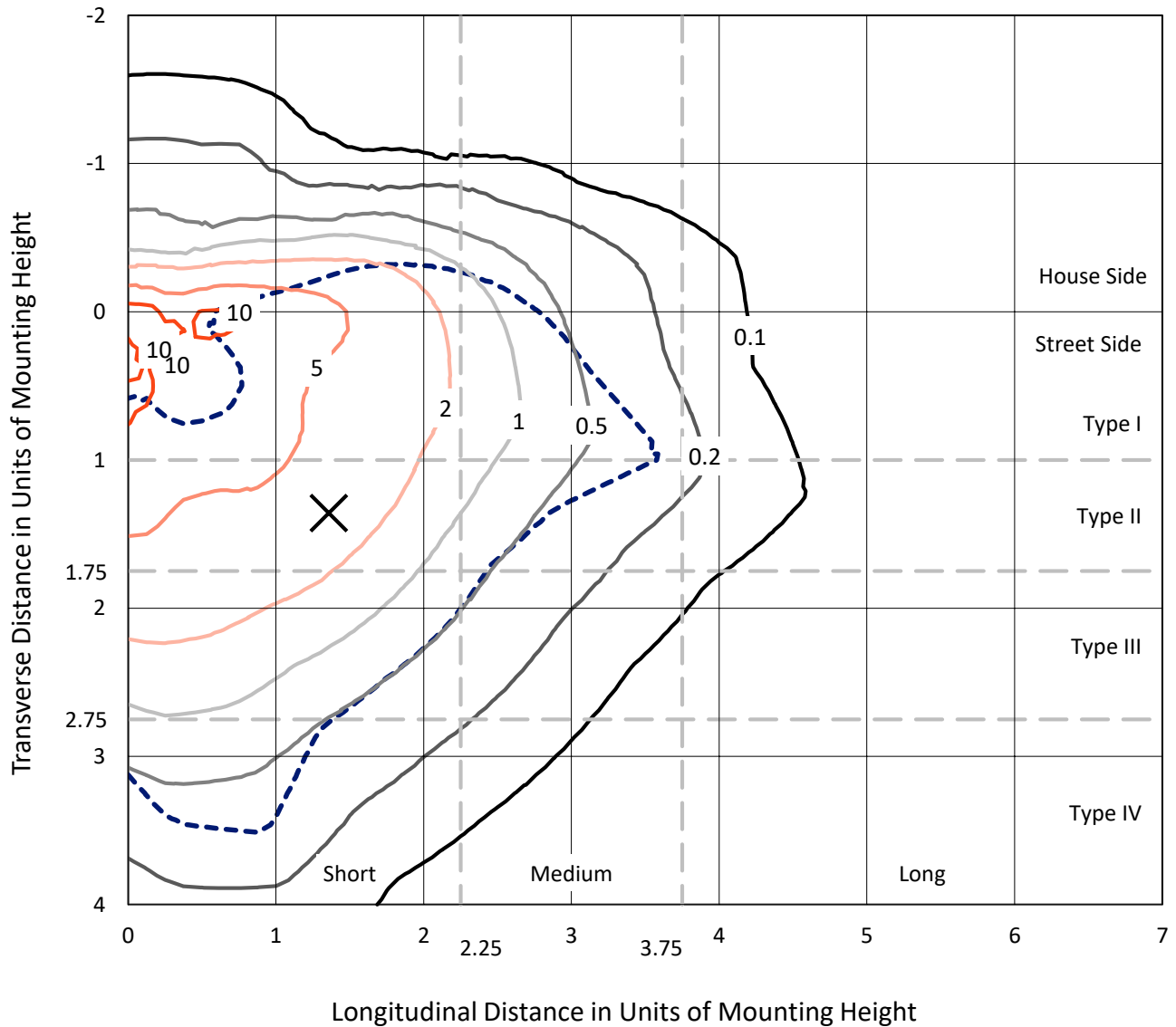
Input Watts (W): 34  
Input Voltage (V): NR  
Input Current (Ain): NR  
Voltage Rise (V): NR  
Power Factor: NR  
Total Harmonic Distortion (THDi): NR  
Frequency (hertz): 60  
Stabilization Time: NR  
Operation Time: NR  
Ambient Temperature (°C): NR  
Test Distance: 25 FT



REPORT NUMBER: P200155  
 CATALOG NUMBER: GWC-AF-01-LED-E1-SLL-600

### Iso-Footcandle Lines of Horizontal Illumination

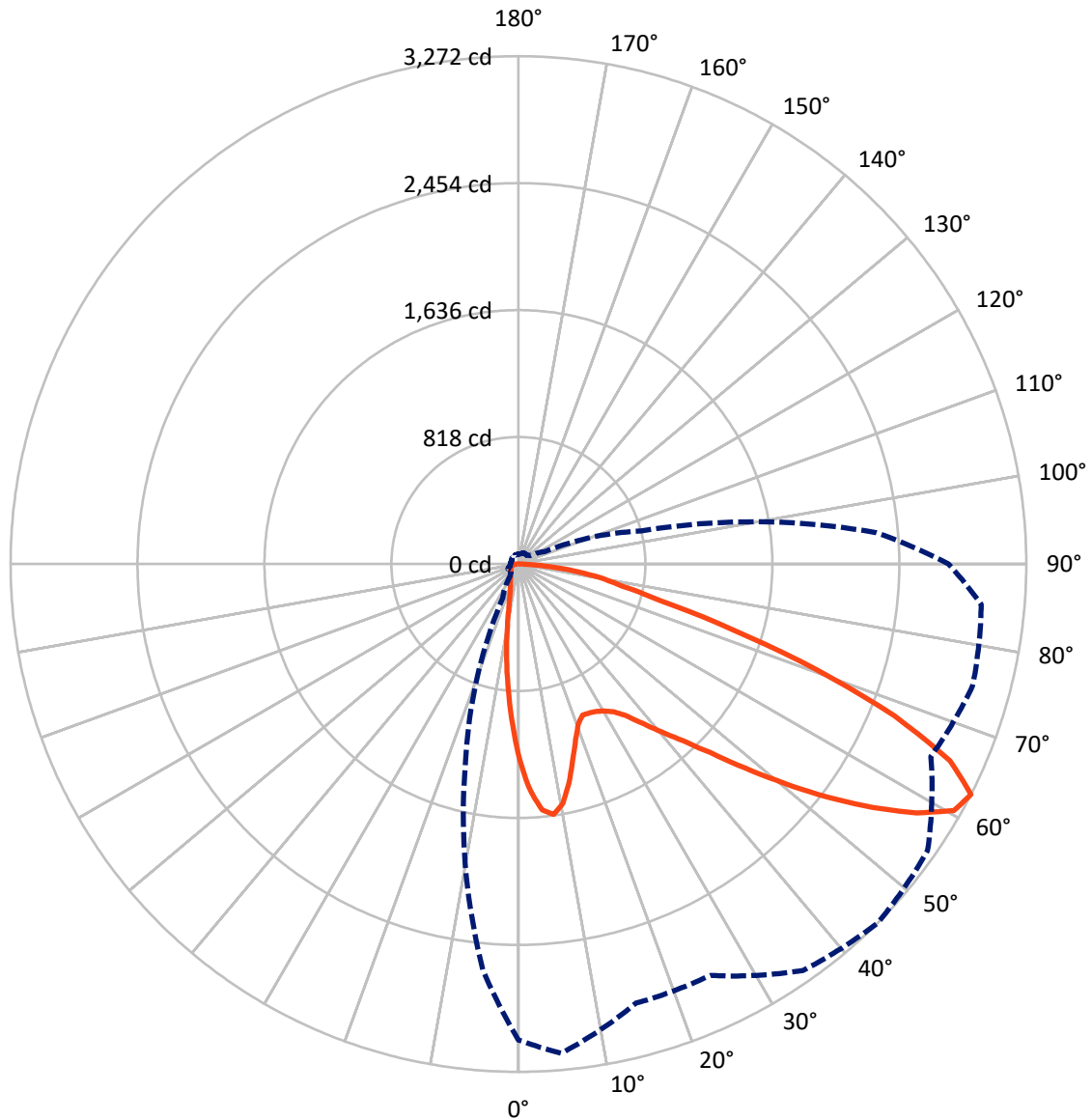
× Max cd  
 - - - 1/2 Max cd



Based on 10 foot mounting height. Maximum calculated value = 15 fc  
 Type IV - Short - Non-Cutoff

REPORT NUMBER: P200155  
CATALOG NUMBER: GWC-AF-01-LED-E1-SLL-600

### Luminous Intensity Polar Plot



— Vertical Plane Through 45-Deg Lateral    - - - Horizontal Cone Through 62.5-Deg Vertical

REPORT NUMBER: P200155

CATALOG NUMBER: GWC-AF-01-LED-E1-SLL-600

**FLUX DISTRIBUTION:**

		Downward	Upward	Total
<b>House Side</b>	Lumens	623.1	0.0	623.1
	% Fixture	16.5	0.0	16.5
<b>Street Side</b>	Lumens	3142.3	0.0	3142.3
	% Fixture	83.5	0.0	83.5
<b>Total</b>	Lumens	3765.5	0.0	3765.5
	% Fixture	100.0	0.0	100.0

**Coefficient of Utilization**

**ZONAL LUMENS:**

Zone	Lumens	% Fixture
0°-10°	92.6	2.5
10°-20°	169.8	4.5
20°-30°	247.6	6.6
30°-40°	381.3	10.1
40°-50°	561.2	14.9
50°-60°	823.2	21.9
60°-70°	920.2	24.4
70°-80°	450.5	12.0
80°-90°	118.9	3.2
90°-100°	0.0	0.0
100°-110°	0.0	0.0
110°-120°	0.0	0.0
120°-130°	0.0	0.0
130°-140°	0.0	0.0
140°-150°	0.0	0.0
150°-160°	0.0	0.0
160°-170°	0.0	0.0
170°-180°	0.0	0.0
0°-90°	3765.5	100.0
0°-180°	3765.5	100.0



REPORT NUMBER: P200155

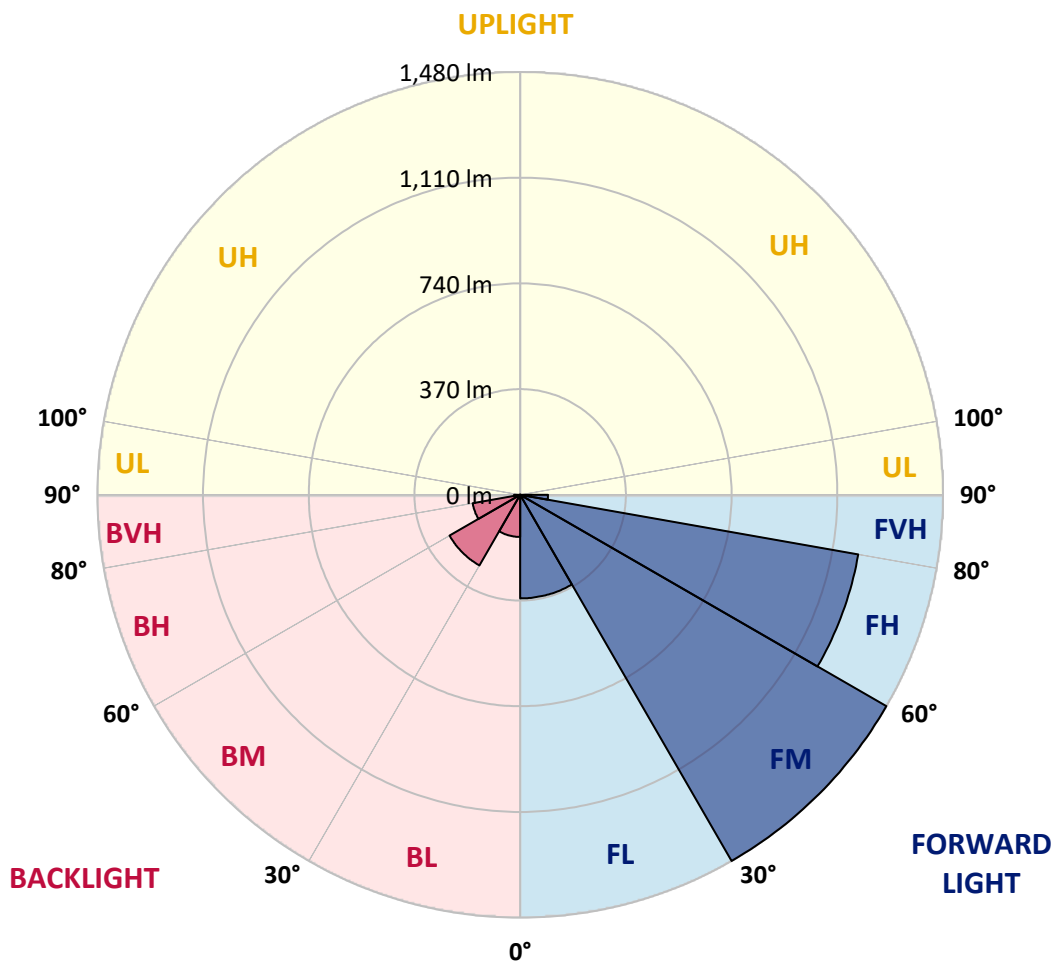
CATALOG NUMBER: GWC-AF-01-LED-E1-SLL-600

**LUMINAIRE CLASSIFICATION SYSTEM LUMEN TABLE AND BUG RATING:**

Zone		Lumens	% Fixture	Zone Rating/Lumen Limit		
				B	U	G
FL	(0°-30°)	362.6	9.6			
FM	(30°-60°)	1480.2	39.3			
FH	(60°-80°)	1201.8	31.9			G1/1800
FVH	(80°-90°)	97.7	2.6			G1/100
BL	(0°-30°)	147.4	3.9	B1/500		
BM	(30°-60°)	285.5	7.6	B1/1000		
BH	(60°-80°)	168.9	4.5	B1/500		G1/500
BVH	(80°-90°)	21.3	0.6			G1/100
UL	(90°-100°)	0.0	0.0		U0/0	
UH	(100°-180°)	0.0	0.0		U0/0	

**BUG Rating: B1-U0-G1**

Type IV Short





REPORT NUMBER: P200155

CATALOG NUMBER: GWC-AF-01-LED-E1-SLL-600

**CANDELA DISTRIBUTION (FULL):**

	0°	5°	15°	25°	35°	45°	55°	65°	75°	85°	90°
0°	1272.1	1272.1	1272.1	1272.1	1272.1	1272.1	1272.1	1272.1	1272.1	1272.1	1272.1
2.5°	1321.9	1342.9	1384.2	1415.0	1452.5	1461.2	1473.2	1461.4	1440.5	1412.7	1403.6
5°	1243.0	1288.1	1388.1	1476.1	1554.3	1590.8	1600.9	1570.8	1510.2	1430.5	1381.9
7.5°	1116.6	1180.7	1316.0	1445.6	1560.9	1629.0	1627.4	1557.6	1446.0	1316.2	1238.3
10°	1007.4	1080.7	1235.9	1380.9	1503.2	1569.2	1543.7	1454.5	1321.4	1172.0	1087.3
12.5°	946.3	1018.2	1175.7	1321.2	1423.5	1446.2	1426.8	1339.5	1214.0	1062.9	988.8
15°	935.8	1014.7	1151.7	1270.1	1327.5	1307.5	1284.4	1245.2	1156.7	1027.8	950.5
17.5°	981.5	1068.5	1179.3	1234.5	1224.8	1190.2	1183.6	1188.0	1166.6	1066.8	977.8
20°	1069.3	1173.6	1244.8	1217.7	1146.7	1099.2	1100.8	1167.2	1230.4	1166.0	1064.4
22.5°	1192.5	1311.5	1339.5	1226.6	1113.8	1057.3	1071.0	1178.6	1332.0	1310.9	1181.1
25°	1351.8	1460.4	1440.2	1258.9	1117.2	1062.5	1073.5	1217.9	1452.1	1455.8	1325.5
27.5°	1506.3	1606.9	1524.9	1301.8	1130.8	1074.7	1089.2	1279.8	1566.8	1613.1	1490.7
30°	1626.8	1696.8	1558.5	1340.9	1157.7	1098.5	1116.6	1338.6	1618.9	1719.3	1617.9
32.5°	1726.5	1776.9	1611.9	1389.4	1207.2	1136.0	1167.7	1410.0	1694.0	1820.3	1742.3
35°	1854.0	1868.3	1678.3	1443.4	1283.6	1201.1	1240.5	1480.0	1765.6	1922.3	1864.8
37.5°	2003.4	1985.0	1741.1	1517.2	1382.3	1303.2	1335.8	1556.8	1824.6	2038.0	1990.0
40°	2151.3	2107.0	1819.7	1631.9	1526.3	1423.5	1462.0	1638.8	1879.7	2153.9	2112.4
42.5°	2276.9	2211.3	1897.3	1758.0	1660.5	1556.2	1602.1	1721.3	1932.3	2252.9	2218.6
45°	2369.9	2288.3	1971.2	1879.1	1845.3	1732.6	1754.3	1815.9	1989.2	2335.5	2305.9
47.5°	2452.8	2365.8	2054.8	2001.2	2007.0	1961.9	1926.9	1926.1	2056.2	2403.0	2388.5
50°	2564.0	2473.2	2144.6	2127.0	2249.6	2219.6	2142.4	2054.6	2141.1	2479.5	2477.9
52.5°	2717.2	2643.3	2254.4	2262.7	2476.1	2495.7	2400.0	2209.1	2274.0	2620.1	2610.2
55°	2898.3	2855.3	2403.8	2418.6	2753.9	2767.9	2672.9	2402.2	2469.4	2823.5	2796.0
57.5°	3039.7	3030.6	2567.7	2605.7	2961.2	3024.6	2937.2	2625.7	2689.6	2995.0	2925.8
60°	3096.0	3140.0	2742.2	2794.4	3153.1	3223.3	3146.7	2822.1	2884.8	3066.0	2916.9
62.5°	3065.6	3164.1	2928.1	2923.8	3196.0	3271.5	3217.7	2931.5	3029.6	2992.7	2769.3
65°	2925.0	3077.8	3036.0	2890.4	3049.4	3055.7	3038.3	2882.6	3063.7	2761.0	2484.1
67.5°	2618.9	2838.7	2893.9	2604.8	2654.0	2613.7	2584.5	2615.2	2885.7	2414.0	2087.7
70°	2133.1	2463.9	2490.4	2083.3	2061.0	2033.9	1975.7	2144.0	2534.5	1978.5	1656.6
72.5°	1568.4	1916.1	1997.5	1528.0	1424.6	1430.1	1384.2	1615.8	2060.6	1469.7	1236.7
75°	1073.1	1387.4	1562.8	1066.2	942.0	944.3	938.6	1144.9	1641.2	1022.3	925.5
77.5°	783.9	991.3	1178.6	716.8	695.9	683.1	680.0	801.1	1258.3	742.3	718.7
80°	629.0	732.3	791.8	496.7	534.3	533.3	516.1	550.9	821.7	543.0	537.6
82.5°	436.4	562.8	641.5	389.3	360.6	354.6	358.7	410.3	580.8	371.1	352.9
85°	230.2	373.8	635.3	345.0	214.0	170.7	212.4	335.9	503.2	196.6	172.3
87.5°	29.4	108.0	420.6	137.7	84.5	45.5	100.8	189.1	323.2	40.2	35.0
90°	0.0	0.0	0.0	0.0	0.0	0.0	0.0	0.0	0.0	0.0	0.0



REPORT NUMBER: P200155

CATALOG NUMBER: GWC-AF-01-LED-E1-SLL-600

**CANDELA DISTRIBUTION (continued):**

	95°	105°	115°	125°	135°	145°	155°	165°	175°	180°	185°
0°	1272.1	1272.1	1272.1	1272.1	1272.1	1272.1	1272.1	1272.1	1272.1	1272.1	1272.1
2.5°	1380.3	1352.8	1316.6	1283.4	1248.8	1214.4	1169.5	1141.4	1121.9	1118.2	1109.9
5°	1346.7	1255.2	1186.1	1126.3	1072.1	995.4	953.0	917.8	899.0	897.1	892.5
7.5°	1192.0	1065.8	972.4	887.8	811.0	749.1	680.8	649.0	635.9	639.0	642.1
10°	1031.2	890.1	782.9	696.3	628.6	576.4	521.6	484.6	458.9	453.8	452.7
12.5°	913.7	758.8	654.7	593.6	541.2	492.2	434.0	390.4	357.1	345.7	338.0
15°	864.0	694.7	585.5	519.8	462.0	399.7	345.7	299.9	269.3	259.3	253.8
17.5°	874.5	676.9	538.0	453.8	379.8	314.9	246.7	207.7	189.1	184.4	184.4
20°	930.1	673.5	498.7	392.9	300.7	225.5	169.5	147.2	141.2	140.6	142.2
22.5°	1007.8	685.2	469.2	340.1	233.7	164.6	132.1	123.8	121.1	121.7	123.6
25°	1123.8	724.2	448.0	293.1	183.4	134.7	117.7	112.8	111.6	113.2	115.5
27.5°	1261.2	763.4	434.7	257.7	154.9	123.2	112.0	106.8	107.6	109.7	111.8
30°	1381.9	795.4	413.8	232.4	146.0	123.8	112.0	105.0	104.1	104.5	105.2
32.5°	1490.1	817.2	389.3	208.5	125.8	109.9	104.5	103.5	98.9	97.3	97.5
35°	1583.5	817.2	374.7	194.4	112.8	97.5	88.8	83.6	81.3	81.5	83.9
37.5°	1673.5	800.9	367.4	186.5	105.8	92.8	85.1	80.5	77.4	76.8	77.2
40°	1753.0	777.0	359.2	183.2	100.4	89.8	82.6	78.9	75.6	74.5	74.7
42.5°	1816.8	757.8	350.1	178.8	97.1	87.8	80.9	77.6	73.9	72.8	72.6
45°	1885.7	751.4	338.0	170.1	98.7	88.0	80.5	77.0	73.2	72.0	71.6
47.5°	1976.5	771.5	325.6	159.8	102.3	89.0	81.1	77.0	73.0	72.0	71.6
50°	2091.0	818.7	309.9	144.6	98.7	91.9	80.9	76.4	73.0	72.0	71.2
52.5°	2238.0	882.4	289.2	127.3	96.7	98.9	80.5	75.2	72.0	70.6	69.2
55°	2416.6	934.6	264.5	113.0	91.9	97.1	79.9	73.7	70.4	68.3	67.1
57.5°	2547.5	953.4	232.8	103.7	85.3	94.0	79.1	71.8	68.3	66.7	65.0
60°	2521.6	917.0	206.1	97.9	81.3	84.9	78.5	70.2	66.5	65.2	63.7
62.5°	2314.4	821.7	188.9	95.2	78.9	77.4	79.1	68.5	64.8	63.5	63.1
65°	2003.7	681.2	182.2	94.6	76.8	73.0	73.4	66.7	62.9	61.9	61.5
67.5°	1652.9	549.7	176.2	96.7	74.1	70.0	67.9	64.1	61.1	60.0	59.2
70°	1303.4	457.3	173.5	95.4	70.8	66.9	64.5	61.5	58.8	57.8	57.1
72.5°	1049.6	386.3	172.1	94.2	66.5	62.7	60.7	58.0	55.0	54.6	54.0
75°	888.2	303.6	157.5	90.2	61.5	57.8	56.3	53.8	50.9	50.9	50.5
77.5°	685.2	219.6	131.0	79.9	56.3	52.2	50.9	49.1	45.7	46.3	46.1
80°	506.1	143.2	102.5	66.3	49.9	45.9	45.3	43.5	40.0	40.8	40.8
82.5°	346.7	94.0	73.7	54.2	42.7	38.9	38.9	37.0	33.1	33.6	34.8
85°	174.1	64.5	55.0	42.0	33.1	31.3	31.3	29.8	25.9	26.1	27.7
87.5°	53.0	38.9	36.4	30.0	23.8	23.4	22.4	21.3	18.8	18.6	19.6
90°	0.0	0.0	0.0	0.0	0.0	0.0	0.0	0.0	0.0	0.0	0.0





REPORT NUMBER: P200155

CATALOG NUMBER: GWC-AF-01-LED-E1-SLL-600

**CANDELA DISTRIBUTION (continued):**

	195°	205°	215°	225°	235°	245°	255°	265°	270°	275°	285°
0°	1272.1	1272.1	1272.1	1272.1	1272.1	1272.1	1272.1	1272.1	1272.1	1272.1	1272.1
2.5°	1097.3	1085.5	1071.2	1039.7	1029.2	1028.6	1038.1	1028.2	1047.2	1039.1	1048.0
5°	884.9	873.3	857.3	817.2	792.8	776.2	768.3	745.2	761.9	749.7	759.8
7.5°	650.8	653.5	642.9	619.3	566.1	539.4	523.6	509.6	521.8	520.6	540.0
10°	457.5	464.7	457.3	433.4	390.4	375.7	378.6	384.2	400.1	408.4	438.4
12.5°	329.3	328.9	324.2	302.8	274.5	276.1	288.0	297.7	312.3	321.0	351.7
15°	245.9	242.1	240.1	222.7	206.5	210.1	215.9	217.0	226.3	231.4	256.2
17.5°	185.9	187.7	190.1	177.6	165.4	163.2	158.6	152.9	155.7	156.7	169.1
20°	147.6	155.1	160.6	151.9	139.5	132.9	127.1	123.4	123.4	123.2	126.6
22.5°	129.0	134.3	140.3	134.3	123.2	117.3	114.1	111.2	110.8	110.8	114.1
25°	118.8	122.8	128.6	124.4	116.1	111.8	108.6	105.0	103.5	103.1	105.4
27.5°	113.9	115.5	118.4	114.7	107.6	105.6	104.8	101.5	99.5	98.5	100.8
30°	105.4	105.0	105.2	101.5	95.9	95.6	97.1	97.7	97.1	96.9	100.4
32.5°	97.5	96.7	96.5	93.2	88.0	86.7	88.0	89.2	90.6	92.8	96.9
35°	87.6	89.6	90.8	88.0	81.7	78.1	76.6	74.3	73.0	73.0	77.8
37.5°	79.7	84.5	86.3	83.6	76.8	71.6	69.2	68.7	68.9	69.8	74.3
40°	77.0	80.5	82.1	79.5	72.6	67.9	66.5	66.0	66.5	67.7	72.2
42.5°	75.4	77.8	77.6	74.3	68.7	65.4	64.5	64.1	64.5	65.8	70.8
45°	73.9	75.6	73.9	70.0	64.8	63.1	63.3	63.1	63.5	64.8	69.6
47.5°	72.6	73.2	71.2	67.3	61.9	61.5	62.3	62.9	63.3	64.3	69.4
50°	70.8	70.8	68.9	64.8	59.4	59.6	60.7	62.1	62.3	63.5	67.5
52.5°	68.5	68.3	67.1	63.1	57.4	58.0	58.0	59.6	60.0	61.5	65.6
55°	66.7	66.3	65.6	61.9	55.4	56.5	55.9	56.5	57.6	59.0	63.5
57.5°	65.0	64.1	64.1	60.9	54.0	54.4	53.0	53.8	55.0	56.3	61.1
60°	63.3	62.5	62.9	59.4	51.8	51.4	50.7	52.4	52.8	54.2	59.0
62.5°	61.5	60.9	61.1	57.8	50.1	49.1	49.1	50.5	50.7	52.8	57.4
65°	60.0	59.2	59.0	56.1	48.2	47.0	47.6	48.2	48.7	50.7	55.0
67.5°	58.6	56.9	56.9	54.6	46.1	44.9	46.1	45.9	46.5	48.4	52.0
70°	56.7	54.4	54.6	53.6	44.1	42.7	43.7	43.5	43.9	45.1	48.7
72.5°	53.8	52.0	52.4	52.0	42.0	40.0	40.4	40.4	40.4	41.4	45.1
75°	50.1	48.7	49.9	50.9	39.5	36.6	37.0	37.0	36.4	37.0	41.6
77.5°	45.5	44.7	48.9	47.4	36.6	33.1	33.1	32.7	31.5	32.3	37.2
80°	40.6	40.0	45.1	39.8	33.3	28.7	28.3	27.3	26.1	26.7	31.7
82.5°	35.4	34.8	37.8	30.4	28.7	23.8	22.8	20.9	19.6	20.3	24.9
85°	28.9	28.9	29.2	23.0	21.9	18.2	17.0	14.5	13.0	13.5	17.8
87.5°	20.7	21.3	19.6	15.8	13.0	10.1	9.3	7.9	6.6	7.7	9.3
90°	0.0	0.0	0.0	0.0	0.0	0.0	0.0	0.0	0.0	0.0	0.0



REPORT NUMBER: P200155

CATALOG NUMBER: GWC-AF-01-LED-E1-SLL-600

**CANDELA DISTRIBUTION (continued):**

	295°	305°	315°	325°	335°	345°	355°	360°
0°	1272.1	1272.1	1272.1	1272.1	1272.1	1272.1	1272.1	1272.1
2.5°	1093.5	1116.3	1142.2	1175.3	1203.7	1250.3	1295.0	1321.9
5°	817.6	855.5	902.7	963.3	1019.9	1104.7	1189.0	1243.0
7.5°	585.1	625.7	676.7	752.4	832.3	940.6	1051.9	1116.6
10°	484.2	525.8	568.7	619.7	685.2	802.9	934.6	1007.4
12.5°	400.5	445.1	491.2	545.0	605.7	710.8	862.6	946.3
15°	306.6	356.2	410.7	478.7	554.7	676.3	844.8	935.8
17.5°	210.1	265.6	332.5	416.4	509.4	665.0	876.7	981.5
20°	144.6	185.1	256.5	355.0	466.8	663.6	937.8	1069.3
22.5°	121.1	139.1	191.3	298.5	434.7	681.4	1032.9	1192.5
25°	112.0	122.8	152.7	249.4	411.3	722.4	1163.7	1351.8
27.5°	106.6	116.3	138.7	217.4	392.9	770.0	1291.1	1506.3
30°	108.6	118.6	134.7	201.0	367.9	809.8	1404.0	1626.8
32.5°	97.9	102.3	115.5	186.5	349.8	843.1	1503.0	1726.5
35°	83.4	91.0	103.1	179.6	350.3	865.4	1610.8	1854.0
37.5°	79.5	87.2	95.9	177.2	355.0	889.3	1734.6	2003.4
40°	77.0	84.1	91.5	175.7	359.6	910.9	1855.9	2151.3
42.5°	75.4	81.7	91.0	170.7	361.8	930.5	1955.7	2276.9
45°	75.2	81.7	92.8	165.8	365.3	951.3	2039.3	2369.9
47.5°	75.4	84.5	89.6	159.8	365.3	986.3	2137.5	2452.8
50°	74.5	89.0	86.3	151.3	356.9	1052.5	2272.0	2564.0
52.5°	74.1	88.4	79.9	138.3	342.2	1157.7	2444.3	2717.2
55°	73.0	85.3	75.4	118.8	325.0	1272.3	2629.0	2898.3
57.5°	72.0	75.6	72.8	101.9	298.5	1353.2	2756.1	3039.7
60°	80.7	66.0	70.8	93.6	263.1	1375.3	2751.1	3096.0
62.5°	74.7	61.9	68.1	91.7	238.2	1313.2	2624.1	3065.6
65°	58.6	59.2	65.4	97.1	231.6	1148.6	2398.8	2925.0
67.5°	53.6	56.5	62.7	103.9	232.2	919.6	2062.3	2618.9
70°	50.5	53.6	59.6	107.4	233.9	685.6	1630.5	2133.1
72.5°	47.0	49.7	56.1	108.0	223.1	498.1	1256.7	1568.4
75°	42.9	45.3	51.1	94.2	184.8	345.5	961.3	1073.1
77.5°	38.1	40.0	44.9	72.6	137.3	221.1	721.6	783.9
80°	32.5	33.6	37.6	53.2	94.0	138.3	570.9	629.0
82.5°	26.1	26.5	29.2	40.0	61.1	88.8	382.3	436.4
85°	18.4	18.4	20.0	28.9	41.6	56.3	207.7	230.2
87.5°	8.7	8.9	8.9	16.0	21.7	28.5	47.8	29.4
90°	0.0	0.0	0.0	0.0	0.0	0.0	0.0	0.0

(END OF REPORT)